

- 1
- 2
- 3
- 4
- 5
- 6
- 7
- 8
- 9
- 10
- 11
- 12
- 13
- 14
- 15
- 16
- 17
- 18

PIN

Zinc-plated steel.

PAWLS

AISI 304 stainless steel.

SPRING AND LIFTING RING

AISI 301 stainless steel.

BUTTON

Polyamide based (PA) technopolymer, red colour, glossy finish.

WORKING TEMPERATURE

From -20°C to +80°C.

FEATURES AND APPLICATIONS

GN 214.2 lock pins are generally used for quick fixation of components or parts to be machined, in particular for elements which need to be removed and reset continuously.

ACCESSORIES ON REQUEST

To optimise the use of these lock pins, have been designed:


- ball chains GN 111 (see page 611);
- retaining cables GN 111.2 (see page 612);
- spiral retaining cables GN 111.4 (see page 613).

SPECIAL EXECUTIONS ON REQUEST

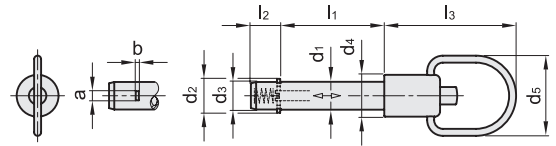
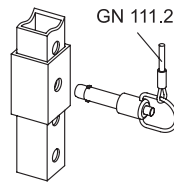
Other dimensions.

INSTRUCTIONS OF USE


By pressing the push button the two pawls are freed and the pin can be pulled-out or inserted.



Application example



Code	Description	d1-0.04	d2	d3	d4	d5	l1+0.4	l2	l3	a	b	Double sided shearing force [KN]	△
GN.37021	GN 214.2-6-10	6	7.5+0.5	5.9	12	23	10	7	38	2.3	0.5	14	15
GN.79501	GN 214.2-6-12	6	7.5+0.5	5.9	12	23	12	7	38	2.3	0.5	14	15
GN.37022	GN 214.2-6-16	6	7.5+0.5	5.9	12	23	16	7	38	2.3	0.5	14	19
GN.37023	GN 214.2-6-20	6	7.5+0.5	5.9	12	23	20	7	38	2.3	0.5	14	20
GN.37024	GN 214.2-6-25	6	7.5+0.5	5.9	12	23	25	7	38	2.3	0.5	14	21
GN.37025	GN 214.2-6-30	6	7.5+0.5	5.9	12	23	30	7	38	2.3	0.5	14	23
GN.79503	GN 214.2-6-35	6	7.5+0.5	5.9	12	23	35	7	38	2.3	0.5	14	15
GN.37026	GN 214.2-6-40	6	7.5+0.5	5.9	12	23	40	7	38	2.3	0.5	14	27
GN.79505	GN 214.2-6-45	6	7.5+0.5	5.9	12	23	45	7	38	2.3	0.5	14	15
GN.79507	GN 214.2-6-50	6	7.5+0.5	5.9	12	23	50	7	38	2.3	0.5	14	15
GN.79509	GN 214.2-6-60	6	7.5+0.5	5.9	12	23	60	7	38	2.3	0.5	14	15
GN.79511	GN 214.2-6-70	6	7.5+0.5	5.9	12	23	70	7	38	2.3	0.5	14	15
GN.79513	GN 214.2-6-80	6	7.5+0.5	5.9	12	23	80	7	38	2.3	0.5	14	15
GN.79521	GN 214.2-8-10	8	10+0.5	7.9	12	23	10	8.4	38	2.8	0.6	28	19
GN.79523	GN 214.2-8-16	8	10+0.5	7.9	12	23	16	8.4	38	2.8	0.6	28	19
GN.37027	GN 214.2-8-20	8	10+0.5	7.9	12	23	20	8.4	38	2.8	0.6	28	19
GN.37028	GN 214.2-8-25	8	10+0.5	7.9	12	23	25	8.4	38	2.8	0.6	28	21
GN.37029	GN 214.2-8-30	8	10+0.5	7.9	12	23	30	8.4	38	2.8	0.6	28	23
GN.79525	GN 214.2-8-35	8	10+0.5	7.9	12	23	35	8.4	38	2.8	0.6	28	19
GN.37030	GN 214.2-8-40	8	10+0.5	7.9	12	23	40	8.4	38	2.8	0.6	28	27
GN.79527	GN 214.2-8-45	8	10+0.5	7.9	12	23	45	8.4	38	2.8	0.6	28	19
GN.37031	GN 214.2-8-50	8	10+0.5	7.9	12	23	50	8.4	38	2.8	0.6	28	33
GN.79529	GN 214.2-8-60	8	10+0.5	7.9	12	23	60	8.4	38	2.8	0.6	28	19
GN.79531	GN 214.2-8-70	8	10+0.5	7.9	12	23	70	8.4	38	2.8	0.6	28	19
GN.79533	GN 214.2-8-80	8	10+0.5	7.9	12	23	80	8.4	38	2.8	0.6	28	19
GN.79535	GN 214.2-8-90	8	10+0.5	7.9	12	23	90	8.4	38	2.8	0.6	28	19
GN.79537	GN 214.2-8-100	8	10+0.5	7.9	12	23	100	8.4	38	2.8	0.6	28	19

Code	Description	d1-0.04	d2	d3	d4	d5	l1+0.4	l2	l3	a	b	Double sided shearing force [kN]	
GN.79541	GN 214.2-10-15	10	12 +1	9.9	16	28	15	9.8	42	3.3	1	38	41
GN.37032	GN 214.2-10-20	10	12 +1	9.9	16	28	20	9.8	42	3.3	1	38	41
GN.37033	GN 214.2-10-25	10	12 +1	9.9	16	28	25	9.8	42	3.3	1	38	43
GN.37034	GN 214.2-10-30	10	12 +1	9.9	16	28	30	9.8	42	3.3	1	38	45
GN.79543	GN 214.2-10-35	10	12 +1	9.9	16	28	35	9.8	42	3.3	1	38	41
GN.37035	GN 214.2-10-40	10	12 +1	9.9	16	28	40	9.8	42	3.3	1	38	50
GN.79545	GN 214.2-10-45	10	12 +1	9.9	16	28	45	9.8	42	3.3	1	38	41
GN.37036	GN 214.2-10-50	10	12 +1	9.9	16	28	50	9.8	42	3.3	1	38	54
GN.79547	GN 214.2-10-60	10	12 +1	9.9	16	28	60	9.8	42	3.3	1	38	41
GN.79549	GN 214.2-10-70	10	12 +1	9.9	16	28	70	9.8	42	3.3	1	38	41
GN.79551	GN 214.2-10-80	10	12 +1	9.9	16	28	80	9.8	42	3.3	1	38	41
GN.79553	GN 214.2-10-90	10	12 +1	9.9	16	28	90	9.8	42	3.3	1	38	41
GN.79555	GN 214.2-10-100	10	12 +1	9.9	16	28	100	9.8	42	3.3	1	38	41
GN.79557	GN 214.2-10-110	10	12 +1	9.9	16	28	110	9.8	42	3.3	1	38	41
GN.79559	GN 214.2-10-120	10	12 +1	9.9	16	28	120	9.8	42	3.3	1	38	41
GN.79571	GN 214.2-12-20	12	14 +1	11.9	16	28	20	11.3	42	3.8	1	61	52
GN.37037	GN 214.2-12-25	12	14 +1	11.9	16	28	25	11.3	42	3.8	1	61	52
GN.37038	GN 214.2-12-30	12	14 +1	11.9	16	28	30	11.3	42	3.8	1	61	56
GN.79573	GN 214.2-12-35	12	14 +1	11.9	16	28	35	11.3	42	3.8	1	61	52
GN.37039	GN 214.2-12-40	12	14 +1	11.9	16	28	40	11.3	42	3.8	1	61	63
GN.79575	GN 214.2-12-45	12	14 +1	11.9	16	28	45	11.3	42	3.8	1	61	52
GN.37040	GN 214.2-12-50	12	14 +1	11.9	16	28	50	11.3	42	3.8	1	61	71
GN.37041	GN 214.2-12-60	12	14 +1	11.9	16	28	60	11.3	42	3.8	1	61	77
GN.79577	GN 214.2-12-70	12	14 +1	11.9	16	28	70	11.3	42	3.8	1	61	52
GN.79579	GN 214.2-12-80	12	14 +1	11.9	16	28	80	11.3	42	3.8	1	61	52
GN.79581	GN 214.2-12-90	12	14 +1	11.9	16	28	90	11.3	42	3.8	1	61	52
GN.79583	GN 214.2-12-100	12	14 +1	11.9	16	28	100	11.3	42	3.8	1	61	52
GN.79585	GN 214.2-12-110	12	14 +1	11.9	16	28	110	11.3	42	3.8	1	61	52
GN.79587	GN 214.2-12-120	12	14 +1	11.9	16	28	120	11.3	42	3.8	1	61	52
GN.37042	GN 214.2-16-30	16	19 +1	15.9	20	32	30	14.2	46.5	4.8	1.2	113	102
GN.37043	GN 214.2-16-35	16	19 +1	15.9	20	32	35	14.2	46.5	4.8	1.2	113	109
GN.37044	GN 214.2-16-40	16	19 +1	15.9	20	32	40	14.2	46.5	4.8	1.2	113	115
GN.79611	GN 214.2-16-45	16	19 +1	15.9	20	32	45	14.2	46.5	4.8	1.2	113	115
GN.37045	GN 214.2-16-50	16	19 +1	15.9	20	32	50	14.2	46.5	4.8	1.2	113	128
GN.37046	GN 214.2-16-60	16	19 +1	15.9	20	32	60	14.2	46.5	4.8	1.2	113	142
GN.37047	GN 214.2-16-70	16	19 +1	15.9	20	32	70	14.2	46.5	4.8	1.2	113	156
GN.79613	GN 214.2-16-80	16	19 +1	15.9	20	32	80	14.2	46.5	4.8	1.2	113	115
GN.79615	GN 214.2-16-90	16	19 +1	15.9	20	32	90	14.2	46.5	4.8	1.2	113	115
GN.79617	GN 214.2-16-100	16	19 +1	15.9	20	32	100	14.2	46.5	4.8	1.2	113	115
GN.79619	GN 214.2-16-110	16	19 +1	15.9	20	32	110	14.2	46.5	4.8	1.2	113	115
GN.79621	GN 214.2-16-120	16	19 +1	15.9	20	32	120	14.2	46.5	4.8	1.2	113	115
GN.79623	GN 214.2-16-130	16	19 +1	15.9	20	32	130	14.2	46.5	4.8	1.2	113	115
GN.79625	GN 214.2-16-140	16	19 +1	15.9	20	32	140	14.2	46.5	4.8	1.2	113	115
GN.79627	GN 214.2-16-150	16	19 +1	15.9	20	32	150	14.2	46.5	4.8	1.2	113	115

